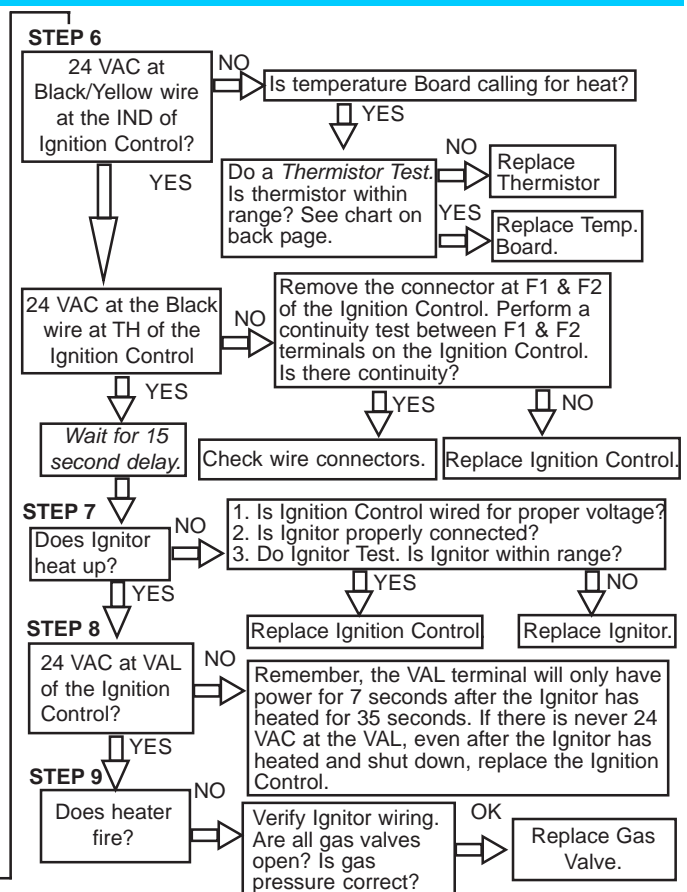
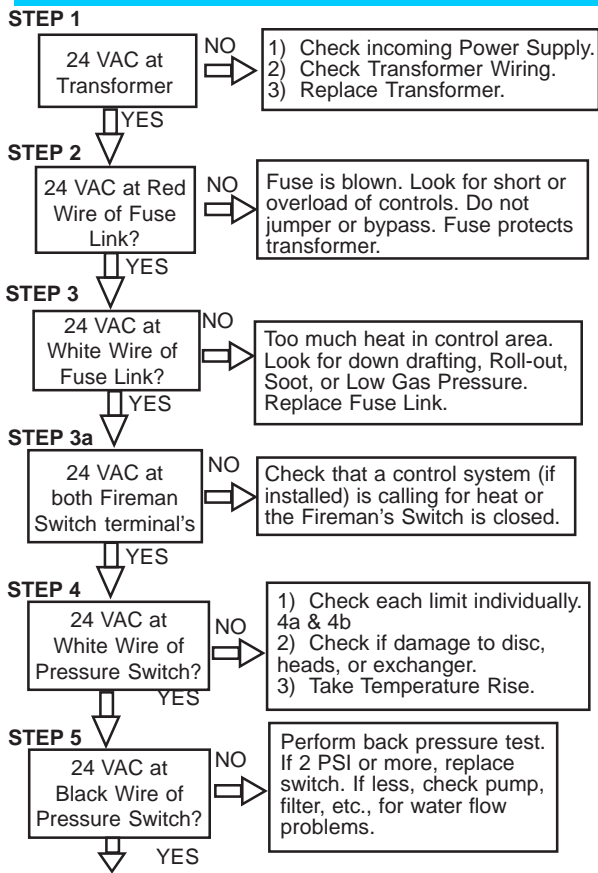
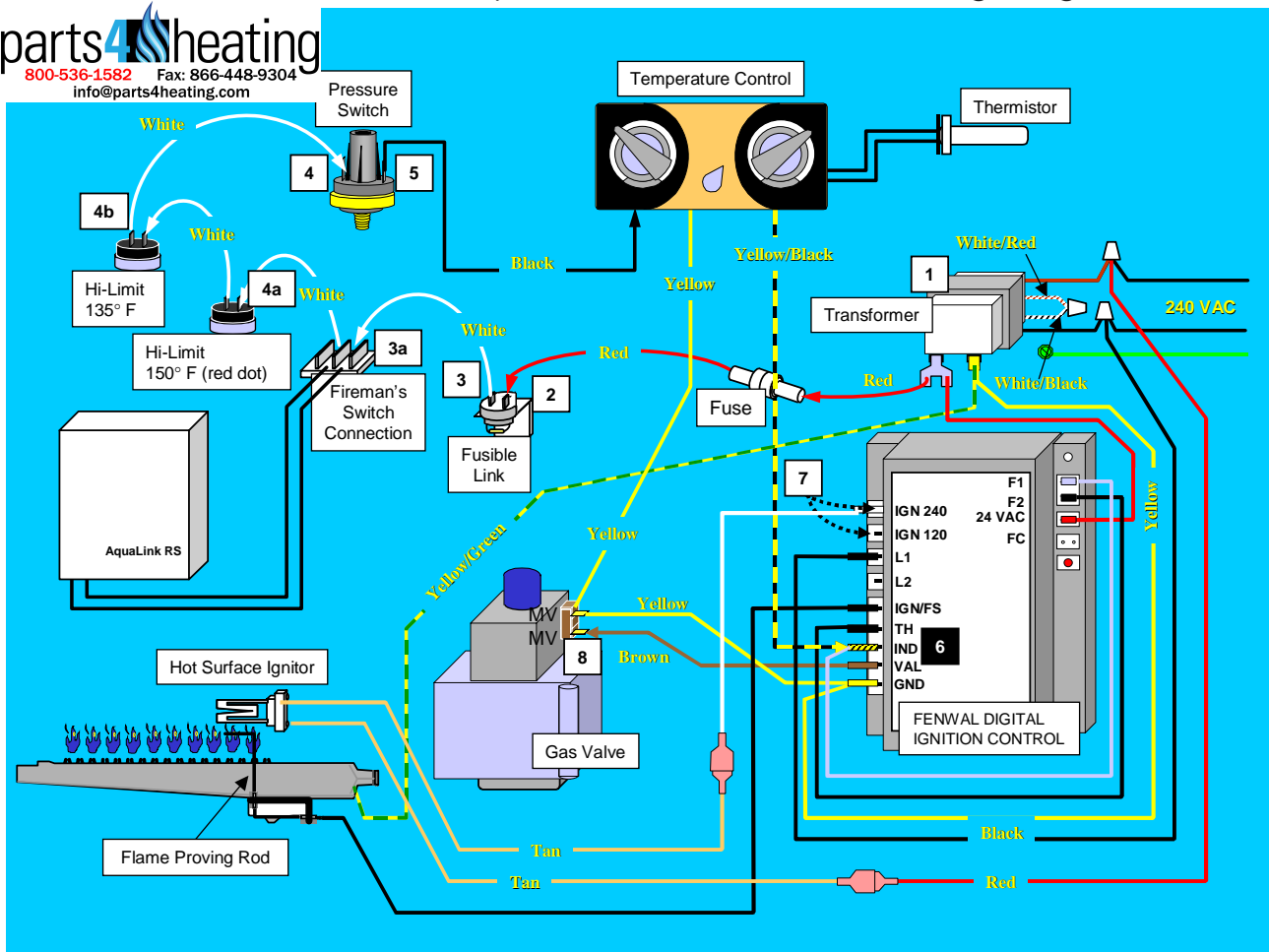


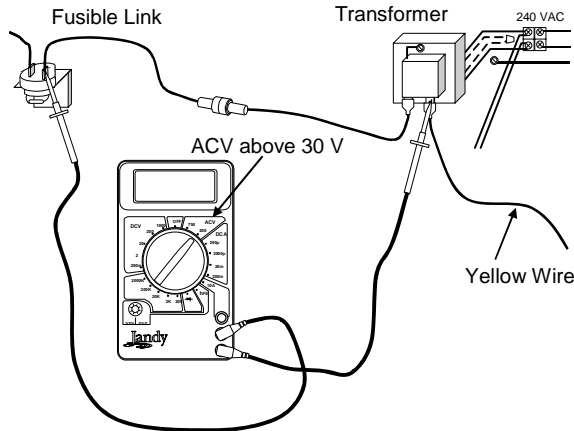
LITE (LD-DIRECT IGNITION) TROUBLESHOOTING w/Digital Ignition Control

parts4heating
800-536-1582 Fax: 866-448-9304
info@parts4heating.com



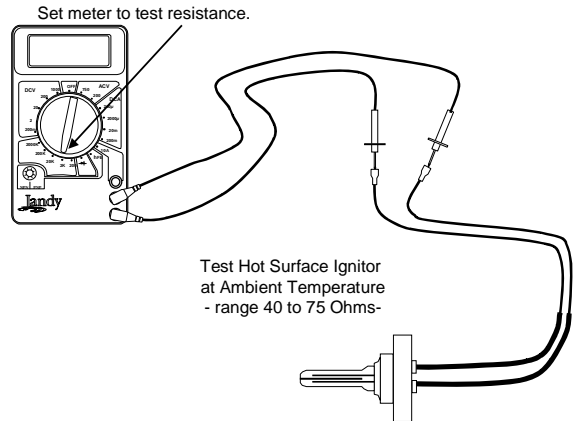
Safety Circuit Test

Leave black probe on Transformer terminal with yellow wire.
Move red probe to each component



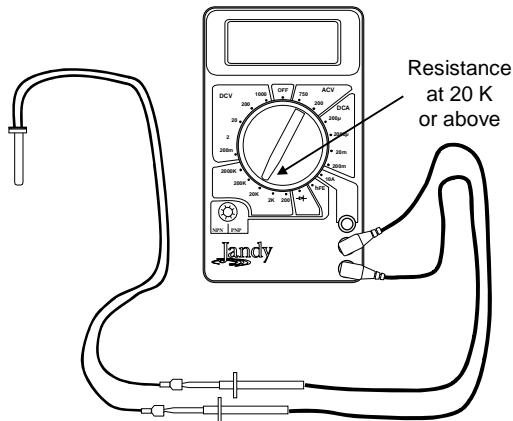
Hot Surface Ignitor Test

Ignitor must be disconnected from the Ignition Control and cool to the touch.
Resistance through the Hot Surface Ignitor should be 40 to 75 Ohms.



Thermistor Test

Remove thermistor leads from temperature board. Set meter to test resistance above 20 K Ohms. Using chart at the right, compare the actual water temperature to the resistance reading to determine if the thermistor is OK.



Thermistor Test Chart

Temp	Resistance	Temp	Resistance
50° F	19.898 K Ohms	78° F	9.735 K Ohms
51° F	19.435 K Ohms	79° F	9.483 K Ohms
52° F	18.871 K Ohms	80° F	9.284 K Ohms
53° F	18.382 K Ohms	81° F	9.079 K Ohms
54° F	17.902 K Ohms	82° F	8.864 K Ohms
55° F	17.473 K Ohms	83° F	8.655 K Ohms
56° F	16.988 K Ohms	84° F	8.450 K Ohms
57° F	16.549 K Ohms	85° F	8.253 K Ohms
58° F	16.150 K Ohms	86° F	8.057 K Ohms
59° F	15.710 K Ohms	87° F	7.871 K Ohms
60° F	15.314 K Ohms	88° F	7.687 K Ohms
61° F	14.923 K Ohms	89° F	7.509 K Ohms
62° F	14.547 K Ohms	90° F	7.335 K Ohms
63° F	14.193 K Ohms	91° F	7.166 K Ohms
64° F	13.823 K Ohms	92° F	7.001 K Ohms
65° F	13.477 K Ohms	93° F	6.840 K Ohms
66° F	13.138 K Ohms	94° F	6.685 K Ohms
67° F	12.813 K Ohms	95° F	6.531 K Ohms
68° F	12.492 K Ohms	96° F	6.384 K Ohms
69° F	12.186 K Ohms	97° F	6.238 K Ohms
70° F	11.893 K Ohms	98° F	6.099 K Ohms
71° F	11.593 K Ohms	99° F	5.963 K Ohms
72° F	11.309 K Ohms	100° F	5.829 K Ohms
73° F	11.032 K Ohms	101° F	5.700 K Ohms
74° F	10.765 K Ohms	102° F	5.572 K Ohms
75° F	10.502 K Ohms	103° F	5.449 K Ohms
76° F	10.250 K Ohms	104° F	5.327 K Ohms
77° F	10.000 K Ohms		

Temperature Rise Test Chart

MODEL	Btus	Temperature Rise	
		MINIMUM	MAXIMUM
Lite, Lite 2, Series 1 & Series 2 with 2" header connections	125	27	36
	175	33	42
	250	33	42
	325	28	38
	400	30	39
Series 1 with 1½" header connections	125	22	28
	175	24	36
	250	24	38
	325	28	38
	400	30	38